



LESSON PLAN

SECOND TEACHERS' SELF-DEVELOPMENT LESSON	
PROJECT "BOOST YOUR ENGLISH"	
TOPIC	<i>Let's get to know ...before travelling together!</i>
AIMS	<ol style="list-style-type: none"> 1. get to know each other; 2. learn how to make questions and use them in context to interact with the peers; 3. improve teachers' communicative skills and provide confidence with the phrases/sentences connected to travelling; 4. share learning strategies and learning tips (A. S. I. – Qu. A. S. I. attached 0).
TIME	1 LESSON (60 minutes)
MATERIALS	<ul style="list-style-type: none"> ❖ Worksheet with speaker's personal answers (attached 1) ❖ Worksheet with official questions (attached 2) ❖ Worksheet with a table to fill in with names of the participants and extra information (attached 3) ❖ Worksheet with pictures linked to travelling (attached 4) ❖ Worksheet with pictures linked to travelling and official answers (attached 5) ❖ Pictures linked to travelling shown on the board (attached 6) ❖ Teachers' attendance sheet (attached 7) ❖ Interactive Whiteboard
PROCEDURE	Presentation of the objectives: speaking activity for personal training and sharing learning strategies and tips.
STEP 1	<p>BRAINSTORMING: The presenter draws a big question mark ? on the board and asks participants to brainstorm interrogative pronouns.</p> <p>Then she asks what kind of questions they know: yes no question /open ended questions and gives them the hint: (attached 0)</p> <p style="padding-left: 40px;">A. S. I. (auxiliary – subject – infinitive)</p> <p style="padding-left: 40px;">Qu. A. S. I. (Question word - subject – infinitive)</p>
STEP 2	<p>Activity: FIND OUT THE ORIGINAL QUESTIONS. The Speaker hands out worksheet with personal answers (attached 1). The participants, in pairs/in groups of 3, find the correct QUESTIONS and write them.</p> <p>The presenter, at the end of the activity, hands out the photocopy with official questions (attached 2)</p>
STEP 3	<p>Activity: FIND SOMEONE WHO... The speaker gives students a worksheet with a table to fill in with names of the participants and extra information (attached 3).</p> <p>Participants have to stand up and ask questions to their peers. The aim is to have as many different names as possible.</p>

	<p>Example: 'find someone who travels for business'. They should ask 'Do you travel for work?' If the person answers YES', they 'write his/her name. In the column 'extra information' they can add: he travels to South Africa/England/the USA...</p> <p>After that, they change person and so on... The first one to finish, WINS a prize (a box of chocolates!)</p> <p><i>Participants are invited to USE the questions of the previous activity.</i></p>
STEP 4	<p>The speaker shows some pictures linked to travelling on the board (attached 6) and asks the participants to BRAINSTORM words connected to the images. Then she hands out the photocopy with the same pictures (attached 4) and invites them, in small groups, to write a <i>list of words</i> connected to travelling, next to each pictures (at least 2 or 3 words).</p> <p>On the board, she summarizes all their ideas, eliciting or suggesting other new words and writing them so that they can copy on their sheet.</p>
STEP 5	<p>Exceptionally, just in order to spare time, the speaker hands out a photocopy with the official/possible answers (attached 5). She usually suggests students to TAKE NOTES during an ordinary English/CLIL lesson.</p>
STEP 6	<p>TO SUM UP:</p> <ul style="list-style-type: none"> ➤ STARTING NEW ACTIVITIES WITH BRAINSTORMING ACTIVATES PREVIOUS KNOWLEDGE AND ALREADY KNOWN VOCABULARY; IT IS HELPFUL TO EXPAND VOCABULARY. ➤ USE VISUAL AIDS: THEY HELP RECOLLECT IDEAS AND ARE USEFUL TO REMEMBER. ➤ FIRST ELICIT VOCABULARY THEN GIVE NEW WORDS. ➤ GIVE MODELS TO SCAFFOLD STUDENTS' PRODUCTION. ➤ INVITE STUDENTS TO TAKE NOTES: IT WILL HELP THEM REMEMBER AND MEMORIZE. ➤ PROVIDE LEARNING TIPS: THEY HELP STUDENTS UNDERSTAND AND PUT INTO PRACTICE MORE EASILY WHAT THEY HAVE LEARNED. ➤ USE WARM UP ACTIVITIES TO START THE LESSON: THEY GET TO KNOW EACH OTHER, MAKE STUDENTS FEEL MORE CONFIDENT AND COMFORTABLE. ➤ START FROM ANSWERS IS A STRATEGY TO IMPROVE QUESTIONING. ➤ PEER TO PEER ACTIVITIES ALLOW STUDENTS TO PRACTISE WITHOUT FEELING ANY PRESSURE OR JUDGEMENT BY THE TEACHER; THEY FEEL FREEDOM OF CHOICE AND MOVEMENT. LIMIT: NO ACCURACY IS REQUIRED. BUT THE TEACHER, OBSERVING AND LISTENING, AT THE END CAN PROVIDE CORRECT MODELS. ➤ USE GAMES DURING THE LESSON: THEY MOTIVATE STUDENTS AND STIMULATE THE LEARNING PROCESS. NEVER FORGET THE PRIZE!



Cofinanziato
dall'Unione europea

24th November 2023-Villa Guardia 3.00/4.00 pm - SELF DEVELOPMENT LESSON-ERASMUS PROJECT
"BOOST YOUR ENGLISH "

Attached 0

LEARNING TIPS:

QUESTIONS:


WHO ...?

WHAT ...?

WHERE ...?

WHEN ...?

WHY ...?



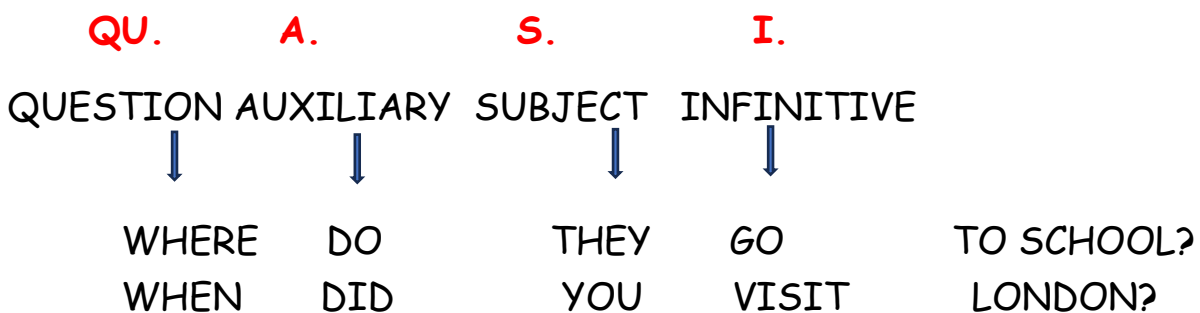
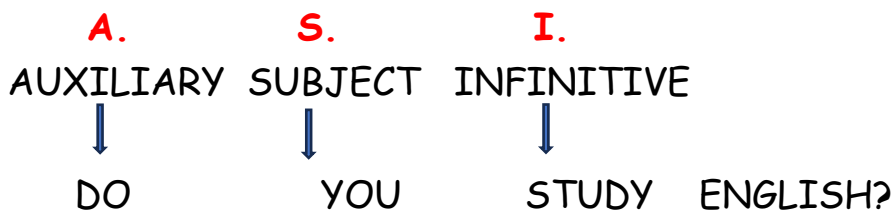
HOW ...?

HOW MUCH ...?

HOW MANY ...?

1-YES/NO QUESTIONS

2-OPEN ENDED QUESTIONS





24th November 2023-Villa Guardia 3.00/4.00 pm - SELF DEVELOPMENT LESSON-ERASMUS PROJECT
"BOOST YOUR ENGLISH "

Here are some **answers** about Annalisa. What are the original questions?

1. It's Annalisa.
 2. It's Merlino.
 3. I'm from Como, Italy.
 4. No, I don't travel for work.
 5. I work in a Primary school, I'm a teacher.
 6. Yes, I love travelling.
 7. I'm not afraid of flying, I don't mind travelling by plane.
 8. I can speak English and some Spanish.
 9. I prefer spending my holidays at the seaside or in a city of art.
 10. Unfortunately I've never been to the States.
 11. I went to London last year.
 12. I got there by plane.
 13. It took me about 2 hours to get there.
 14. I stayed in a B&B.
 15. I'm going to visit a foreign country for Christmas... I'll probably go to Spain.
 16. I usually go on holiday twice a year.
-

Write your questions here.

- 1.
- 2.
- 3.
- 4.
- 5.
- 6.
- 7.
- 8.
- 9.
- 10.
- 11.
- 12.
- 13.
- 14.
- 15.
- 16.



24th November 2023-Villa Guardia 3.00/4.00 pm - SELF DEVELOPMENT LESSON-ERASMUS PROJECT
"BOOST YOUR ENGLISH "

The original questions are:

1. What's your name?
2. What's your surname?
3. Where are you from?
4. Do you travel for work?
5. Where do you work? What do you do?
6. Do you like travelling?
7. Are you afraid of flying?
8. How many languages do you speak?
9. Where do you prefer spending your holidays?
10. Have you ever been to the States?
11. Where did you go on holiday last year? /Which city did you visit?
12. How did you get there?
13. How long did it take you to get there?
14. Where did you say?
15. Are you going on holiday for Christmas? /Are you planning to visit a foreign country?
16. How often do you usually go on holiday?



24th November 2023-Villa Guardia 3.00/4.00 pm - SELF DEVELOPMENT LESSON-ERASMUS PROJECT "BOOST YOUR
ENGLISH "

The original questions are:

1. What's your name?
2. What's your surname?
3. Where are you from?
4. Do you travel for work?
5. Where do you work? What do you do?
6. Do you like travelling?
7. Are you afraid of flying?
8. How many languages do you speak?
9. Where do you prefer spending your holidays?
10. Have you ever been to the States?
11. Where did you go on holiday last year? /Which city did you visit?
12. How did you get there?
13. How long did it take you to get there?
14. Where did you say?
15. Are you going on holiday for Christmas? /Are you planning to visit a foreign country?
16. How often do you usually go on holiday?






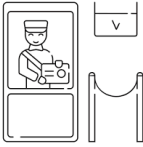







24th November 2023- Villa Guardia 3.00/ 4.00 pm-SELF DEVELOPMENT LESSON-ERASMUS PROJECT "BOOST YOUR ENGLISH"


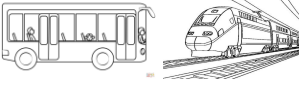



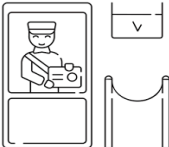






Find someone who...

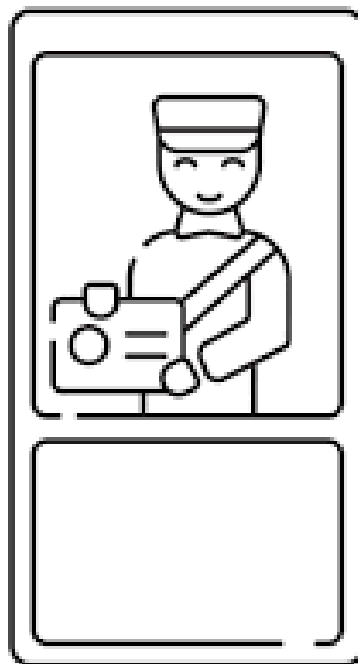
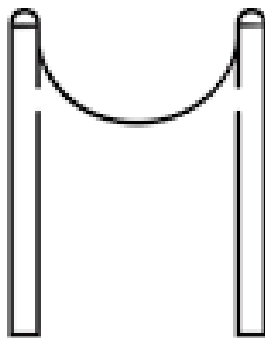

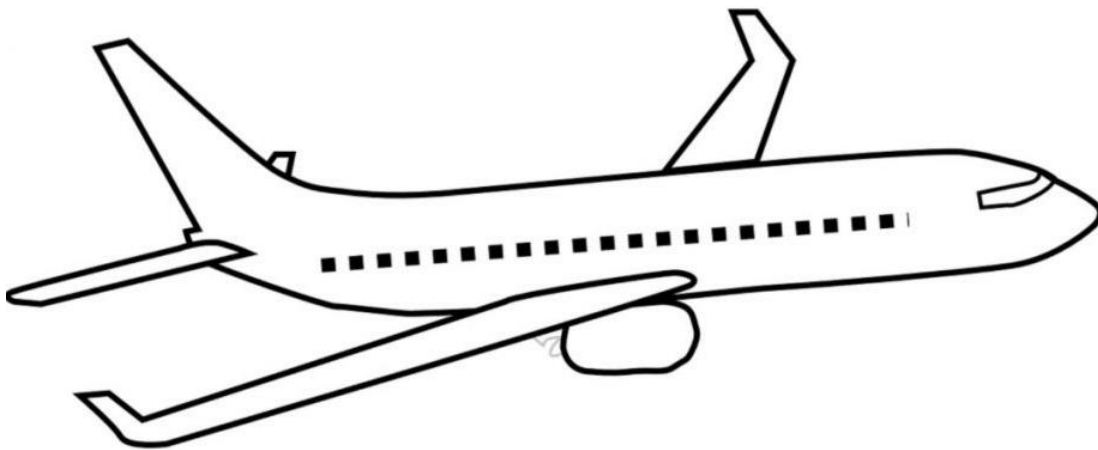
	NAME(S)	EXTRA INFORMATION
Has a name that starts with C		
Isn't from Como		
Teaches at the Primary school		
Has just been abroad		
Doesn't like eating the local food during a journey		
Is afraid of flying		
Speaks 2 foreign languages		
Has been to a tropical destination on holiday		
Usually stays in a B&B		
Has never been to the States		
Visited a city of art last summer		
Went to a capital city last year		
Prefers going on holiday to the mountain		
Goes on holiday once a year		
Is planning a holiday for Christmas		
Is going to visit a foreign country in the near future		





	HOLIDAY (AmE VACATION) -
	TRAIN -
	
	
	
	
	
	
	
	
	




	<p>TRAVEL AGENCY HOLIDAY (AmE VACATION) To BOOK TRIP - JOURNEY DREAM DESTINATION-BUCKET LIST</p>	<p>To VISIT TOURIST DESTINATION TOURIST ATTRACTION ITINERARY</p>
	<p>TRAIN STATION BUS STATION- BUS STOP GET ON-GET OFF</p>	<p>TAKE-CATCH-GET THE TRAIN/BUS To MISS THE TRAIN/BUS</p>
	<p>TICKET - SINGLE/ONE WAY RETURN TICKET SEASON TICKET BOARDING PASS</p>	
	<p>LUGGAGE - BAGGAGE SUITCASE TROLLEY HAND LUGGAGE</p>	<p>BAGGAGE DROP OFF BAGGAGE RECLAIM</p>
	<p>AIRPORT TERMINAL DEPARTURES DEPARTURE BOARD ARRIVALS CHECK-IN DESK</p>	<p>VIP LOUNG To BOARD GATE WHICH GATE ARE WE BOARDING?</p>
	<p>GO THROUGH CUSTOMS / SECURITY DECLARE ILLEGAL GOODS</p>	<p>ANYTHING TO DECLARE? CAN I CHECK YOUR PASSPORT? MAY I CHECK YOUR LUGGAGE?</p>
	<p>TAKE OFF - LAND - RUNWAY - LOW COST FLIGHTS- JET LAG - LONG-HAUL FLIGHTS -AISLE/WINDOW SEAT -</p>	<p>INTERNATIONAL/DOMESTIC FLIGHTS - DIRECT FLIGHT - CONNECTING FLIGHT - GET ON- GET OFF STOPOVER</p>
	<p>CABIN CREW (air hostess-steward - pilot) - FLIGHT ATTENDANT</p>	<p>CLOSE YOUR TRAY TABLE WOULD YOY LIKE SOMETHING TO DRINK? PUT YOUR SEATS IN THE UPRIGHT POSITION</p>
	<p>PASSENGER AISLE/WINDOW SEAT -</p>	<p>HOW CAN I GET TO TERMINAL 1?</p>
	<p>CURRENCY EXCHANGE RATE CHANGE-WITHDRAW MONEY</p>	
	<p>PASSPORT - ID CARD TRAVEL DOCUMENTS</p>	
	<p>HOTEL -ACCOMODATION I NEED TO BOOK A ROOM. 'WHEN IS THE RESERVATION FOR?' 'FROM ... TO ...' 'HOW MANY PEOPLE IN YOUR PARTY?' 'THERE ARE 4 OF US' ROOM SERVICE-WAKE UP CALL-SHUTTLE BUS</p>	<p>SINGLE-DOUBLE-TRIPLE-FAMILY ROOM - SUITE DOUBLE BED (1 PIAZZA E ½) QUEEN BED (MATRIMONIALE) - KING BED (LETTO MATRIMONIALE PIÙ GRANDE) - CRIB (CULLA, LETTINO BEBÈ)</p>





HOTEL





**Cofinanziato
dall'Unione europea**



**TEACHERS DURING THE ACTIVITY 'FIND
SOMEONE WHO...'**

**CECILIA, THE 'WINNER' OF THE
GAME, SHARING HER PRIZE WITH
HER COLLEAGUES**

