



## Ministero dell'istruzione e del merito

### Istituto Comprensivo Villa Guardia

Via Vittorio Veneto, 4 – 22079 Villa Guardia (Como)

Tel: 031 480157- e-mail uffici: [coic85400x@istruzione.it](mailto:coic85400x@istruzione.it)



## Cofinanziato dall'Unione europea



Erasmus+



ISTITUTO  
NAZIONALE  
DOCUMENTAZIONE  
INNOVAZIONE  
RICERCA EDUCATIVA

Project “ Boost your English “, teacher Cecilia Mansi

<b>CLASS</b>	1B secondary school Montano Lucino, 21 students, 2 students with special educational needs
<b>AGE</b>	11
<b>LEVEL</b>	<b>A1</b>
<b>TOPIC</b>	Ancient Egyptian Art
<b>AIMS</b>	<p><b>READING COMPREHENSION</b></p> <ol style="list-style-type: none"><li>1. Understand simple information in a text about an ancient egyptian artwork (pyramids, temples, wall paintings or sculptures).</li><li>2. Expand vocabulary with words related to artworks.</li></ol> <p><b>WRITTEN PRODUCTION</b></p> <ol style="list-style-type: none"><li>1. Formulate simple descriptions of an ancient egyptian artwork.</li></ol> <p><b>ORAL PRODUCTION AND INTERACTION</b></p> <ol style="list-style-type: none"><li>1. Describe the assigned work to the class, reporting images and details on a lapbook.</li><li>2. Answer questions asked by other students and the teacher.</li></ol>
<b>TIME</b>	7 hours – December 2023 and January 2024
<b>MATERIALS</b>	<ul style="list-style-type: none"><li>• Glossary</li><li>• Canva presentation</li><li>• Articles from children's magazines or museum websites.</li></ul>





## Ministero dell'istruzione e del merito

### Istituto Comprensivo Villa Guardia

Via Vittorio Veneto, 4 – 22079 Villa Guardia (Como)


Tel: 031 480157- e-mail uffici: [coic85400x@istruzione.it](mailto:coic85400x@istruzione.it)

<p>PROCEDURE STEP 1 (2 hour)</p>	<ul style="list-style-type: none"><li>• Introduction to Egyptian art through a multimedia presentation. A useful glossary was provided to the students to understand the slides.</li></ul>  <ul style="list-style-type: none"><li>• Virtual tour of the ancient Egyptian monuments explained in English.</li></ul> 
<p>STEP 2 (1 hour)</p>	<ul style="list-style-type: none"><li>• Students were divided into groups and the group leader, selected by the teacher, chose one of the proposed topics.</li><li>• students read the material provided and selected the most important information.</li></ul>



**Ministero dell'istruzione e del merito**  
**Istituto Comprensivo Villa Guardia**

Via Vittorio Veneto, 4 – 22079 Villa Guardia (Como)  
Tel: 031 480157- e-mail uffici: [coic85400x@istruzione.it](mailto:coic85400x@istruzione.it)

<p><b>STEP 3</b> (3 hours)</p>	<ul style="list-style-type: none"><li>• creative creation of a lap book related to the assigned work of art.</li></ul> 
<p><b>STEP 4</b> (1 hour)</p>	<ul style="list-style-type: none"><li>• Presentation of the assigned work to the class, reporting images and details on a lapbook.</li></ul>
<p><b>STEP 5</b> (2 hours)</p>	<ul style="list-style-type: none"><li>• Artistic workshop in English: creation of the Tutankhamun mask on copper sheets through engraving and tempera colours. All instructions were provided in English.</li></ul> 